


Description

- Fast-acting, ceramic tube
- Optional leaded version available
- 1/4 x 1-1/4 (6.3mm x 32mm) physical size
- Ceramic tube, nickel-plated brass endcap construction
- UL Listed product meets standard 248-14

ELECTRICAL CHARACTERISTICS	
% of Amp Rating	Opening Time
110%	4 Hours Minimum
135%	60 Minutes maximum
200%	120 Seconds Maximum



Approvals

- UL Listed Guide & File numbers (ABC 1/4 - 15A): JDYX & E19180.
- UL Recognition Guide & File numbers (ABC 20 - 30A): JDYX2 & E19180.
- CSA Certification Record No: 053787 C 000 & Class No: 1422 01 & 1422 30.

Environmental Data

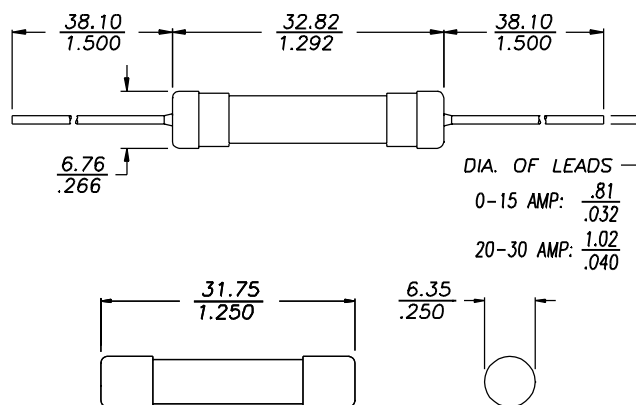
- Shock: 1/4A and 1/2A – MIL-STD-202, Method 213, Test Condition I; 1A thru 30A – MIL-STD-202, Method 207, (HI Shock)
- Vibration: 1/4A thru 30A – MIL-STD-202, Method 204, Test Condition C (Except 5g, 500HZ)

Ordering

- Specify product code, option code and packaging code

Dimensions (mm/in)

Drawing Not to Scale

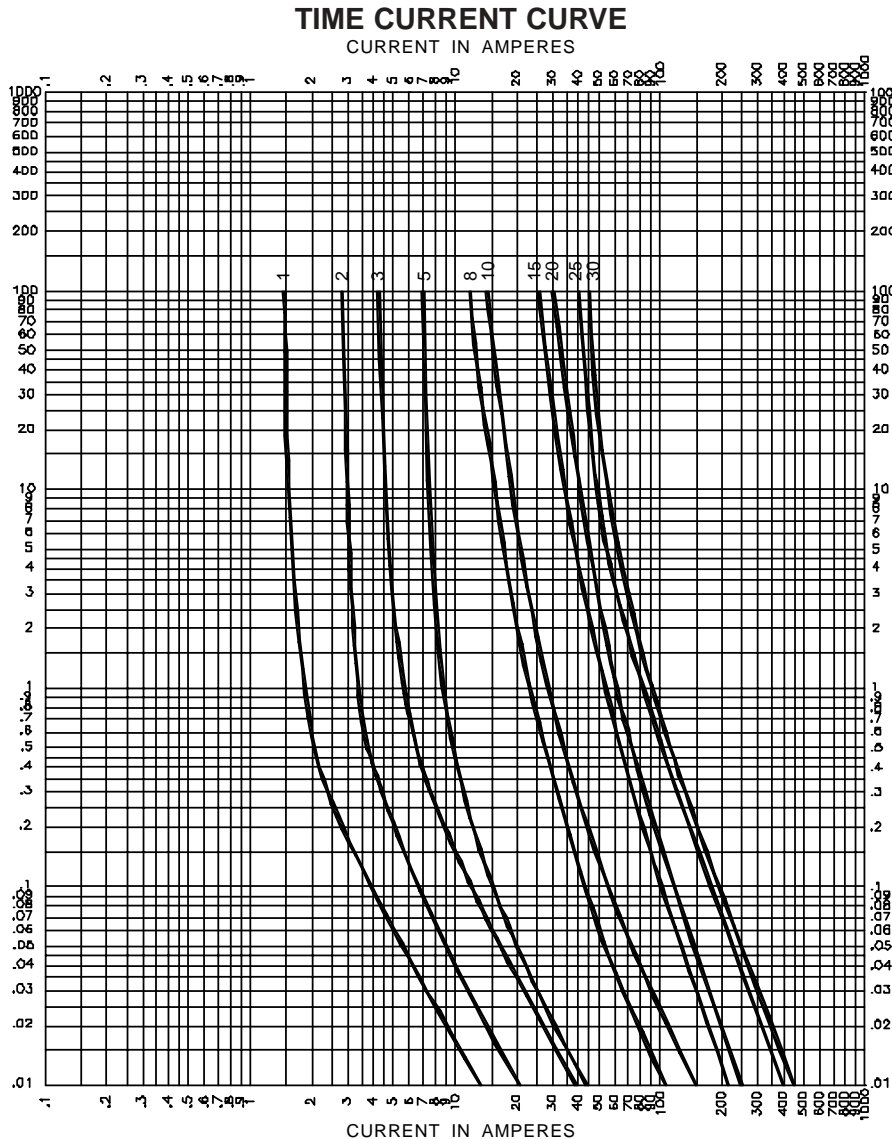


Product Code	Voltage Rating		AC Interrupting Rating		DC Interrupting Rating		Typical DC Cold Resistance** (ohms)	Typical Melting I ² t† (AC)	Typical Voltage Drop‡
	AC	DC	250V	125V	125V	75V			
ABC-1/4	250V	125V	35A	10000A	10000A	-	3.000	0.02	3.25
ABC-1/2	250V	125V	35A	10000A	10000A	-	0.788	0.19	0.51
ABC-3/4	250V	125V	35A	10000A	10000A	-	0.303	0.8	0.42
ABC-1	250V	125V	35A	10000A	10000A	-	0.197	1.4	0.35
ABC-1-1/2	250V	125V	100A	10000A	10000A	-	0.1175	2.9	0.35
ABC-2	250V	125V	100A	10000A	10000A	-	0.0755	4.2	0.25
ABC-2-1/2	250V	125V	100A	10000A	10000A	-	0.05875	8.53	0.26
ABC-3	250V	125V	100A	10000A	10000A	-	0.0435	19.5	0.25
ABC-4	250V	125V	200A	10000A	10000A	-	0.02975	29.1	0.25
ABC-5	250V	125V	200A	10000A	10000A	-	0.0286	16.4	0.23
ABC-6	250V	125V	200A	10000A	10000A	-	0.02315	31.6	0.24
ABC-7	250V	125V	200A	10000A	10000A	-	0.0183	73.2	0.20
ABC-8	250V	125V	200A	10000A	10000A	-	0.0146	111.9	0.17
ABC-10	250V	125V	200A	10000A	10000A	-	0.01205	215.6	0.15
ABC-12	250V	125V	750A	10000A	10000A	-	0.0068	129.6	0.11
ABC-15	250V	125V	750A	10000A	10000A	-	0.005425	200.2	0.12
ABC-20	250V	125V	400A	1000A	10000A	-	0.00366	550.8	0.13
ABC-25	125V	125V	-	1000A	400A	1000A	0.00263	839.3	0.12
ABC-30	125V	125V	-	1000A	400A	1000A	0.002225	1,429	0.14

** DC Cold Resistance (Measured at ≤10% of rated current)

† Typical Melting I²t (A²Sec) (I²t was measured at listed interrupting rating and rated voltage. Measured at 70% to 80% power factor on AC)

‡ Typical Voltage Drop (Voltage drop was measured at 25°C±3°C ambient temperature at rated current)



OPTION CODE	
Option Code	Description
B	Board Washable - Hermetically sealed to withstand aqueous cleaning
V	Axial leads - brass overcaps with copper and nickel flash, plated in tin lead

PACKAGING CODE	
Packaging Code	Description
BK	100 pieces of fuses packed into a cardboard carton with flaps folded
BK1	1,000 pieces of fuses packed into a cardboard carton with flaps folded
BK8	8,000 pieces of fuses packed into a cardboard carton with flaps folded